


# JAMESON

Landscaping Services, Inc.

*"Preparation is the Foundation"*



*Lawn Maintenance      Landscape Design*  
*Planting Services      Hardscapes*  
*Groundcover          Seasonal Services*


*Ph. 630-830-7266*  
*Fax 630-830-7246*



# TREES &



# EVERGREENS






# Autumn Blaze Maple



The Autumn Blaze Red Maple is a popular hybrid of the silver and red maples. It's stunning fall colors, excellent habit of growth, tolerance of conditions, and fast growth rate make it an excellent alternative for locations where a red maple may not grow.

It features showy red flowers along the branches in early spring before the leaves, gray bark, and brick red branches that add an interesting dimension to the landscape. This is a low maintenance tree with a high canopy great for creating a shady retreat.

<b>Mature Height</b>	50 feet
<b>Mature Spread</b>	40 feet
<b>Soil Type</b>	Widely Adaptable
<b>Moisture</b>	Tolerant of Average to Wet Conditions
<b>Mature Form</b>	Upright, Rounded
<b>Growth Rate</b>	Fast
<b>Sun Exposure</b>	Full Sun
<b>Foliage Color</b>	Green
<b>Fall Color</b>	Red
<b>Zones</b>	3




# Black Hills Spruce



The Black Hills spruce is a good yard or ornamental tree. This evergreen has a conical form, compact, dense, ascending branches, and deep green colored needles. It is a tough tree for difficult sites. It is adapted to cold and is very resistant to winter injury.

The Black Hills spruce can be used as a windbreak and shelterbelt, privacy screen, accent planting, group plantings in recreation areas and public grounds, Christmas tree. It requires little pruning. It has a shallow, fibrous, wide spreading root system and thin, flaky-scaled ashy-gray/brown bark. The needles are individually attached, and foliage color varies from deep green to blue green. The brown cylindrical cones appear in late July and may persist on the tree into January.

<b>Mature Height</b>	30-60 feet
<b>Mature Spread</b>	15 – 25 feet
<b>Soil Type</b>	Various: The Black Hills spruce grows in acid, moist, gravelly or sandy loam, fine clay soils.
<b>Moisture</b>	Widely Apaptable, tolerates drought. Will die in standing water.
<b>Mature Form</b>	Dense, conical shape
<b>Growth Rate</b>	Slow
<b>Sun Exposure</b>	Full Sun – Partial Shade
<b>Foliage Color</b>	Deep Green - Bluish
<b>Fall Color</b>	Deep Green - Bluish
<b>Zones</b>	2 thru 6



# Canadian Hemlock - Spruce



The Canadian Hemlock tree is also called Eastern Hemlock. It may take 250 to 300 years to reach maturity and may live for 800 years or more. It has a graceful pyramidal form with foliage of spray-like appearance. A very hardy specimen, easily transplanted conifer, grows well in a variety of soils. Often used to shelter small plants from drying winds. They stand shearing and pruning well and are excellent as hedges. They are graceful and make great ornamental plantings.

<b>Mature Height</b>	50 - 75 feet
<b>Mature Spread</b>	20 - 30 feet
<b>Soil Type</b>	Sandy , Loam
<b>Moisture</b>	Widely Adaptable
<b>Mature Form</b>	Pyramidal
<b>Growth Rate</b>	Moderate
<b>Sun Exposure</b>	Full Sun – Full Shade
<b>Foliage Color</b>	Green
<b>Spring / Fall Color</b>	Green
<b>Zones</b>	3 thru 7

# Colorado Blue Spruce-Fat Albert



This superb evergreen conifer is an excellent landscape specimen. It has needles with rich blue coloring and a dense-branching, broadly pyramidal form. It is also known to be deer resistant and makes a wonderful living Christmas tree.

<b>Mature Height</b>	10 - 15 feet
<b>Mature Spread</b>	10-12 feet
<b>Soil Type</b>	Rich Soil
<b>Moisture</b>	Well-Drained
<b>Mature Form</b>	Dense, upright, pyramidal, some varieties are semi-dwarf
<b>Growth Rate</b>	Slow - Moderate
<b>Sun Exposure</b>	Full Sun
<b>Foliage Color</b>	Blue- Green
<b>Fall Color</b>	Blue- Green
<b>Zones</b>	2 thru 8




# Colorado Blue Spruce



The Colorado Blue Spruce is a popular evergreen accent tree with large stout branches and long, very pointy silvery-blue needles. It has a reliable bluish-green foliage, is extremely hardy and rugged, and makes an excellent windbreak. It is a dense evergreen tree with a strong, distinctive, and refined pyramidal form. Low-Maintenance.

<b>Mature Height</b>	50 feet
<b>Mature Spread</b>	20 feet
<b>Soil Type</b>	Will Tolerate both Dry and Moist Soil
<b>Moisture</b>	Well-Drained, Will NOT tolerate Standing Water
<b>Mature Form</b>	Dense, upright, pyramidal, low canopy
<b>Growth Rate</b>	Slow
<b>Sun Exposure</b>	Full Sun
<b>Foliage Color</b>	Blue- Green
<b>Fall Color</b>	Blue- Green
<b>Zones</b>	2



# Dwarf Mountain Mugo Pine




The Mugo Pine tree has branching, upright stems evenly covered in 2-inch-long needles of a deep, dark true green. Thanks to its low growth, mugo pine can be used at the front of a border or anywhere you want year-round greenery in conifer form. Roots grow near the surface, so using a cover soil with a 2-inch-thick mulch to protect them is recommended. These trees are easily transplanted. They make a great landscaping evergreen tree because their shape and size are controllable by shearing.

<b>Mature Height</b>	2 - 3 feet
<b>Mature Spread</b>	5 - 6 feet
<b>Soil Type</b>	Sandy, Clay, Loam, Well-Drained, Shallow
<b>Moisture</b>	Widely Adaptable
<b>Mature Form</b>	Small, Spreading
<b>Growth Rate</b>	Slow
<b>Sun Exposure</b>	Full – Partial Sun
<b>Foliage Color</b>	Dark Green
<b>Fall Color</b>	Dark Green
<b>Zones</b>	3 thru 7



# Emerald Green White Cedar



This hardy evergreen is often seen planted in rows to create a column-like screening effect. The dense foliage held in vertical sprays remains bright green year round. It takes well to pruning and is relatively low-maintenance.

<b>Mature Height</b>	12 feet
<b>Mature Spread</b>	4 feet
<b>Soil Type</b>	Adaptable
<b>Moisture</b>	Moist
<b>Mature Form</b>	Tall, Narrow, Upright, Dense to ground
<b>Growth Rate</b>	Slow
<b>Sun Exposure</b>	Full Sun–Partial Shade
<b>Foliage Color</b>	Bright Green
<b>Spring/Fall Color</b>	Bright Green
<b>Zones</b>	3



# Green Velvet Boxwood



The Boxwood 'Green Velvet, also known as Boxwood, is a slow growing broadleaf evergreen that requires little care. It is traditionally planted in shady sites. However, it is very tolerant of sunny locations as long as it receives sufficient moisture. It is a handsome, rounded, full-bodied, slow-growing shrub with small dark green leaves. Boxwoods are tolerant of pruning and shearing, but avoid cultivating around this plant because they have very shallow roots. Remove dead and damaged branches annually to improve the air circulation. Can be used individually or in clusters and is commonly used as a hedge or foundation planting.

<b>Mature Height</b>	3 feet
<b>Mature Spread</b>	2 - 4 feet
<b>Soil Type</b>	Widely Adaptable
<b>Moisture</b>	Average - Moist
<b>Mature Form</b>	Round, Full to Ground
<b>Growth Rate</b>	Slow
<b>Sun Exposure</b>	Full Sun–Partial Shade
<b>Foliage Color</b>	Dark Green
<b>Spring / Fall Color</b>	Dark Green
<b>Zones</b>	4




# Green Mountain Boxwood



The Green Mountain Boxwood has a compact hybrid broadleaf evergreen with a pyramidal shape, makes a great accent hedge or garden detail plant, very popular and one of the hardier varieties. Although this is a relatively low maintenance shrub, it is likely to attract bees to your yard.

<b>Mature Height</b>	5 feet
<b>Mature Spread</b>	3 feet
<b>Soil Type</b>	Widely Adaptable
<b>Moisture</b>	Average - Moist
<b>Mature Form</b>	Round, Full to Ground
<b>Growth Rate</b>	Slow
<b>Sun Exposure</b>	Full Sun–Partial Shade
<b>Foliage Color</b>	Dark Green
<b>Spring / Fall Color</b>	Dark Green
<b>Zones</b>	4




# Japanese Red Maple



The Japanese Red Maple tree is one of the most popular ornamental plants. This plant can be a single-stemmed small tree or multi-stemmed shrub and is often used as a single specimen or in borders or groupings. The leaves are reddish-purple in spring and again in fall.

<b>Mature Height</b>	20 feet
<b>Mature Spread</b>	20 feet
<b>Soil Type</b>	Loam, Organic
<b>Moisture</b>	Moist, Well-Drained
<b>Mature Form</b>	Round
<b>Growth Rate</b>	Slow
<b>Sun Exposure</b>	Full – Partial Sun
<b>Foliage Color</b>	Green – Purple
<b>Spring / Fall Color</b>	Reddish Purple – Bright Red
<b>Zones</b>	5 thru 8



# Bloodgood -Japanese Red Maple



The Japanese Red Maple features palm-shaped foliage that will stay a rich burgundy-purple all season long and turn an outstanding red in the fall. The rough gray bark and red branches add an interesting dimension to the landscape. It requires a lot of room to grow, but will be well worth it. This is a relatively low maintenance tree and should only be pruned in summer after the leaves have fully developed.

<b>Mature Height</b>	20 feet
<b>Mature Spread</b>	20 feet
<b>Soil Type</b>	Rich, Neutral Soil
<b>Moisture</b>	Average - Moist
<b>Mature Form</b>	Upright, Rounded, low canopy (typically 4' from ground)
<b>Growth Rate</b>	Slow
<b>Sun Exposure</b>	Full – Partial Shade
<b>Bloom Color</b>	Red
<b>Flowering Period</b>	Mid-Spring
<b>Foliage Color</b>	Green – Purple
<b>Spring/Fall Color</b>	Burgundy-Purple/ Red
<b>Zones</b>	5


# Prairifire™ Crimson Crabapple Tree



This upright rounded crabapple tree is very disease resistant, Unlike the old-time crabapples, this tree requires no chemical spraying to keep its maroon to dark green leaves healthy. The red flower buds open to a dark pinkish red in a gorgeous spring display. Fall foliage is various shades of yellow, orange and red. Even in the grayest months of winter, this remarkable tree is a feast for the eyes with dark red bark that resembles cherry. The show continues with the pea size, dark red fruit hanging on into winter. Prairifire will grow about 1 ft. per year to a height and spread of 20 ft. by 20 ft. Grows in most soil conditions except very wet.


<b>Mature Height</b>	15 - 20 feet
<b>Mature Spread</b>	15 - 20 feet
<b>Soil Type</b>	Widely Adaptable
<b>Mature Form</b>	Standard Upright, Spreading, Round
<b>Characteristics</b>	Long Bloomer
<b>Will Produce</b>	3-5 years
<b>Growth Rate</b>	Slow
<b>Sun Exposure</b>	Full Sun
<b>Bloom Color</b>	Magenta/pink
<b>Foliage Color</b>	Dark Purple-Green Leaves, Cherry colored Bark
<b>Fall Color</b>	Yellow-Orange-Red
<b>Flowering Period</b>	Late Spring – Early Summer
<b>Zones</b>	5 thru 9

# Red Jewel Flowering Crabapple Tree



This disease resistant, semi-weeping, deciduous crabapple tree will add a lush point of interest to any landscape. Its large deep green leaves and strikingly large berries will add a subtle touch of vibrance in mid-spring. Late in the Spring, white flowers will bloom livening up the landscape even more while the red berries hang late into the season. Red Jewels do well in most soil and benefit from fertilizers high in nitrogen when applied EARLY in the growing season. They also tend to flower more heavily and have more vibrant leaves when in full sunlight.

<b>Mature Height</b>	15 - 30 feet
<b>Mature Spread</b>	10 - 20 feet
<b>Soil Type</b>	Adaptable: some sand to some clay
<b>Mature Form</b>	Spreading, Semi-Weeping
<b>Characteristics</b>	Medium Dense Leaves, deciduous
<b>Will Produce</b>	Fragrant, long-lasting Single buds
<b>Bloom Color</b>	Red Berries, Pink/Red Buds change to single white flowers
<b>Growth Rate</b>	slow
<b>Sun Exposure</b>	Full Sun – Partial Sun
<b>Foliage Color</b>	Dark Green, Brown Bark
<b>Fall Color</b>	Yellow-Red
<b>Flowering Period</b>	Mid to Late Spring
<b>Zones</b>	5 thru 9



# Serbian Spruce



This narrowly pyramidal evergreen is more slender and graceful than other spruces. It does not have the same wide spread as most, but is sure to grow quite tall. It has cylindrical curved, brown reddish cones with small stiff tightened scales. This spruce should not typically be used as a windbreak as the needles are prone to winterburn in areas with strong winds.

<b>Mature Height</b>	40 - 60 feet
<b>Mature Spread</b>	- 25 feet
<b>Soil Type</b>	Well-Drained, Prefer deep, rich, Alkaline Soil
<b>Moisture</b>	Moist
<b>Mature Form</b>	Narrowly pyramidal
<b>Growth Rate</b>	Slow
<b>Sun Exposure</b>	Full – Partial Sun
<b>Foliage Color</b>	Deep Green- Bluish Needles Purplish dark gray bark
<b>Fall Color</b>	Deep Green- Bluish Needles Purplish dark gray bark
<b>Zones</b>	2 thru 7



# Swiss Stone Pine Tree




Landscapes that need a stately evergreen tree need to look to the little known Swiss Stone Pine. It has graceful dark green needles in bundles of five that are soft to the touch and it retains its rich deep color throughout the winter. It is low maintenance and usually looks its best without pruning, although it will tolerate some pruning.

The needles are very resistant to winter burn from sun and wind. And unlike most other pines which have a tendency to shed their lower branches as they mature, this pine remains thick and dense right down to the ground through most of its life. It is, in a word, beautiful. On the flip side, it is very slow growing, so it will take many years to reach tree height, and doesn't transplant well when larger. However it can live up to 120 years!

<b>Mature Height</b>	40'-50'
<b>Mature Spread</b>	- 20'
<b>Soil Type</b>	Dry- Average Soil, Very Well-Drained. Will die in standing water.
<b>Moisture</b>	Widely adaptable
<b>Mature Form</b>	Dense, compact, columnar/ pyramidal, broadens with age
<b>Growth Rate</b>	Slow
<b>Sun Exposure</b>	Full Sun
<b>Foliage Color</b>	Dark Green, furrowed gray bark
<b>Fall Color</b>	Dark Green
<b>Zones</b>	3 thru 6

# Whitespire Birch



The Whitespire Birch is preferred for its dark green foliage in Spring and Summer, its wonderful snowy white bark, and attractive fall color. The smooth white bark is extremely showy and adds significant winter interest.

It is a deciduous tree with a distinctive and refined pyramidal form. It tends to have a low canopy with a typical clearance of 4 feet from the ground, and should not be planted underneath power lines.

<b>Mature Height</b>	40 feet
<b>Mature Spread</b>	30 feet
<b>Soil Type</b>	Widelay Adaptable, Tolerant
<b>Moisture</b>	Average- Moist
<b>Mature Form</b>	Upright, pyrimidal
<b>Growth Rate</b>	Medium
<b>Sun Exposure</b>	Full Sun – Partial Shade
<b>Foliage Color</b>	Dark Green
<b>Fall Color</b>	Yellow/ Orange/Red
<b>Zones</b>	4

# ALL RIGHTS RESERVED.

The contents of this Plant Catalog were compiled by and for Jameson Landscaping Services, Inc. and are intended solely for educational purposes and to assist our clients in plant selection. Plant Information may vary slightly based on nursery/supplier.